

# GN 194 | T-shaped connecting clamps

Aluminium



- 1
- 2
- 3
- 4
- 5
- 6
- 7
- 8
- 9
- 10
- 11
- 12
- 13
- 14
- 15
- 16
- 17
- 18

## MATERIAL

Aluminium, matte finish.  
AISI 304 stainless steel screws and nuts.

## STANDARD EXECUTIONS

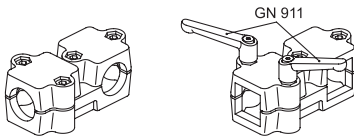
- **GN 194-BL**: natural aluminium.
- **GN 194-SW**: aluminium, epoxy resin coating, RAL 9005 black colour.

## FEATURES AND APPLICATIONS

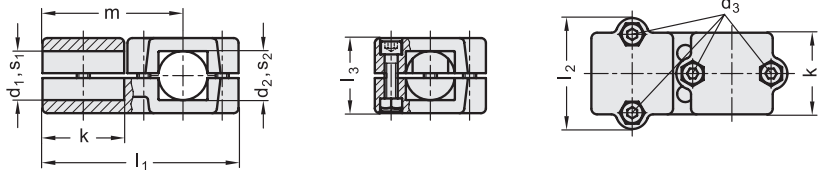
The assembly holes of GN 194 connecting clamps allow an excellent match with tubes GN 990 (see page 1954).

Within the same nominal size the connecting clamp may be supplied with the holes d1 and d2, square holes s1 and s2 or in combination with round and square holes.

The clamping screws d3 may be replaced by clamping kits GN 911 (see page 1958).



Conversion Table			
1 mm = 0.039 inch			
s1			
mm	inch	mm	inch
20	0.79	40	1.57
25	0.98	42	1.65
30	1.18	45	1.77
32	1.26	48	1.89
35	1.38	50	1.97



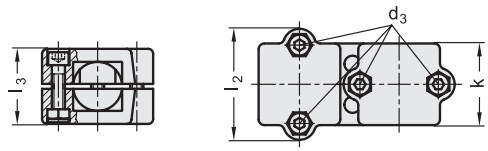
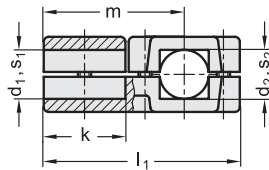
## METRIC

Code BL	Code SW	Description	b	s Square hole	s1 Square hole	d2 Hole	d3	k	l1	l2	l3	m	d2 Clamping kit	⚖️
GN.53811	GN.53816	GN 194-B20-B20-50-2-*	20	-	20	-	M8	50	120	68	46	85	GN 911-M8-40	423
GN.53851	GN.53856	GN 194-B25-B25-50-2-*	25	-	25	-	M8	50	120	68	46	85	GN 911-M8-40	412
GN.53891	GN.53896	GN 194-B30-B30-50-2-*	30	-	30	-	M8	50	120	68	46	85	GN 911-M8-40	399
GN.53911	GN.53916	GN 194-B30-B30-60-2-*	30	-	30	-	M8	60	141	79	59	101.5	GN 911-M8-55	758
GN.53971	GN.53976	GN 194-B32-B32-60-2-*	32	-	32	-	M8	60	141	79	59	101.5	GN 911-M8-55	734
GN.53991	GN.53996	GN 194-B35-B35-60-2-*	35	-	35	-	M8	60	141	79	59	101.5	GN 911-M8-55	704
GN.54031	GN.54036	GN 194-B40-B40-60-2-*	40	-	40	-	M8	60	141	79	59	101.5	GN 911-M8-55	688
GN.54051	GN.54056	GN 194-B40-B40-76-2-*	40	-	40	-	M10	76	176	98	70	126	GN 911-M10-63	1123
GN.54111	GN.54116	GN 194-B42-B42-76-2-*	42	-	42	-	M10	76	176	98	70	126	GN 911-M10-63	1100
GN.54131	GN.54136	GN 194-B45-B45-76-2-*	45	-	45	-	M10	76	176	98	70	126	GN 911-M10-63	1080
GN.54171	GN.54176	GN 194-B48-B48-76-2-*	48	-	48	-	M10	76	176	98	70	126	GN 911-M10-63	1050
GN.54191	GN.54196	GN 194-B50-B50-76-2-*	50	-	50	-	M10	76	176	98	70	126	GN 911-M10-63	1028

Connecting clamps

\* Complete the description of the standard item needed by adding the finish of the connector clamps: BL (blank) or SW (black).

Conversion Table 1 mm = 0.039 inch			
s1			
mm	inch	mm	inch
20	0.79	40	1.57
25	0.98	42	1.65
30	1.18	45	1.77
32	1.26	48	1.89
35	1.38	50	1.97



METRIC

Code BL	Code SW	Description	b	s Square hole	s1 Square hole	d2 Hole	d3	k	l1	l2	l3	m	d2 Clamping kit	⚖
GN.53831	GN.53836	GN 194-B20-V20-50-2-*	20	-	-	20x20	M8	50	120	68	46	85	GN 911-M8-40	423
GN.53871	GN.53876	GN 194-B25-V25-50-2-*	25	-	-	25x25	M8	50	120	68	46	85	GN 911-M8-40	395
GN.53931	GN.53936	GN 194-B30-V30-50-2-*	30	-	-	30x30	M8	50	120	68	46	85	GN 911-M8-40	342
GN.53951	GN.53956	GN 194-B30-V30-60-2-*	30	-	-	30x30	M8	60	141	79	59	101.5	GN 911-M8-55	746
GN.54011	GN.54016	GN 194-B35-V35-60-2-*	35	-	-	35x35	M8	60	141	79	59	101.5	GN 911-M8-55	713
GN.54071	GN.54076	GN 194-B40-V40-60-2-*	40	-	-	40x40	M8	60	141	79	59	101.5	GN 911-M8-55	700
GN.54091	GN.54096	GN 194-B40-V40-76-2-*	40	-	-	40x40	M10	76	176	98	70	126	GN 911-M10-63	1100
GN.54151	GN.54156	GN 194-B45-V45-76-2-*	45	-	-	45x45	M10	76	176	98	70	126	GN 911-M10-63	1065
GN.54211	GN.54216	GN 194-B50-V50-76-2-*	50	-	-	50x50	M10	76	176	98	70	126	GN 911-M10-63	1015
GN.54331	GN.54336	GN 194-V20-V20-50-2-*	-	20x20	-	20x20	M8	50	120	68	46	85	GN 911-M8-40	419
GN.54371	GN.54376	GN 194-V25-V25-50-2-*	-	25x25	-	25x25	M8	50	120	68	46	85	GN 911-M8-40	398
GN.54431	GN.54436	GN 194-V30-V30-50-2-*	-	30x30	-	30x30	M8	50	120	68	46	85	GN 911-M8-40	376
GN.54451	GN.54456	GN 194-V30-V30-60-2-*	-	30x30	-	30x30	M8	60	141	79	59	101.5	GN 911-M8-55	734
GN.54491	GN.54496	GN 194-V35-V35-60-2-*	-	35x35	-	35x35	M8	60	141	79	59	101.5	GN 911-M8-55	692
GN.54551	GN.54556	GN 194-V40-V40-60-2-*	-	40x40	-	40x40	M8	60	141	79	59	101.5	GN 911-M8-55	628
GN.54571	GN.54576	GN 194-V40-V40-76-2-*	-	40x40	-	40x40	M10	76	176	98	70	126	GN 911-M10-63	1079
GN.54611	GN.54616	GN 194-V45-V45-76-2-*	-	45x45	-	45x45	M10	76	176	98	70	126	GN 911-M10-63	1036
GN.54651	GN.54656	GN 194-V50-V50-76-2-*	-	50x50	-	50x50	M10	76	176	98	70	126	GN 911-M10-63	975
GN.54311	GN.54316	GN 194-V20-B20-50-2-*	-	20x20	20	-	M8	50	120	68	46	85	GN 911-M8-40	436
GN.54351	GN.54356	GN 194-V25-B25-50-2-*	-	25x25	25	-	M8	50	120	68	46	85	GN 911-M8-40	417
GN.54391	GN.54396	GN 194-V30-B30-50-2-*	-	30x30	30	-	M8	50	120	68	46	85	GN 911-M8-40	397
GN.54411	GN.54416	GN 194-V30-B30-60-2-*	-	30x30	30	-	M8	60	141	79	59	101.5	GN 911-M8-55	746
GN.54471	GN.54476	GN 194-V35-B35-60-2-*	-	35x35	35	-	M8	60	141	79	59	101.5	GN 911-M8-55	713
GN.54511	GN.54516	GN 194-V40-B40-60-2-*	-	40x40	40	-	M8	60	141	79	59	101.5	GN 911-M8-55	658
GN.54531	GN.54536	GN 194-V40-B40-76-2-*	-	40x40	40	-	M10	76	176	98	70	126	GN 911-M10-63	1100
GN.54591	GN.54596	GN 194-V45-B45-76-2-*	-	45x45	45	-	M10	76	176	98	70	126	GN 911-M10-63	1060
GN.54631	GN.54636	GN 194-V50-B50-76-2-*	-	50x50	50	-	M10	76	176	98	70	126	GN 911-M10-63	1005

\* Complete the description of the standard item needed by adding the finish of the connector clamps: BL (blank) or SW (black).

